

Classroom Break Box

— Visual Cues —



Get your Classroom Break Box - Standard (CF5943) at funandfunction.com

How to Use Visual Cues in Class, Clinic or Home


Print, cut and laminate | Hang where children use the tools | Integrate in speech and storytelling activities | Show parents which tools are helpful to their children



Pressure
Foam Roller



Weighted
Lap Pad



Squishy Ball
Bracelet



Noise Reduction
Headphones



Busy Fingers™
Tangram Gel Puzzle



Discovery Putty



Hand Eye Coordination
Scarves Set



Spaghetti
Chewy Fidget



Find Me
Lap Pad




Stressless
Fidget Balls



Stretchy Sensory
Fidget Strings



Fidget Key
Chain Balls



Bumpy Gel
Cushion



Transformer
Sensory Sack




Emotions Putty



Pet Massager


Note: Contents may vary. The visual cues are not always identical to the items in your order.




Pressure Foam Roller



Weighted Lap Pad



Squishy Ball Bracelet



Squishy Ball Bracelet



Busy Fingers™
Tangram Gel Puzzle



Discovery Putty



Hand Eye
Coordination Scarves



Hand Eye
Coordination Scarves




Hand Eye
Coordination Scarves




Spaghetti Chewy Fidget




Find Me Lap Pad




Stressless Fidget Balls



Stressless Fidget Balls



Stretchy Sensory Fidget Strings



Stretchy Sensory Fidget Strings



Fidget Key Chain Balls



Fidget Key Chain Balls



Fidget Key Chain Balls



Bumpy Gel Cushion



Transformer Sensory Sack



Emotions Putty



Pet Massager



Noise Reduction Headphones